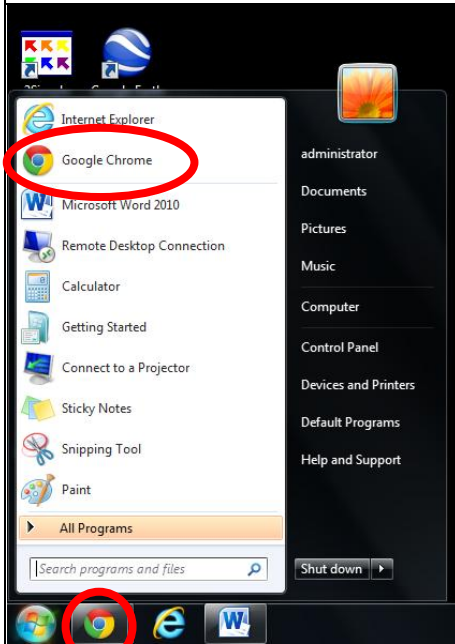
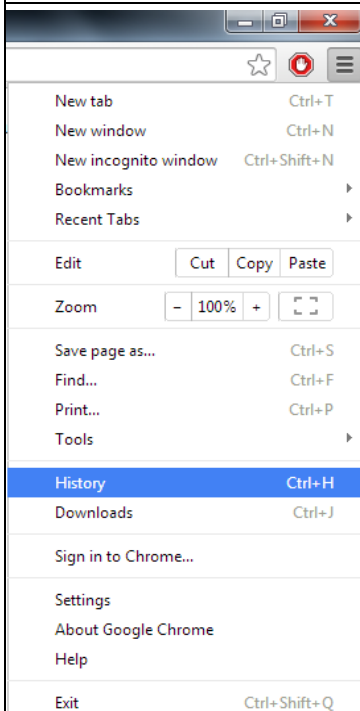





How to check the internet history on Google Chrome



- 1) Open up **Google Chrome** by clicking on the icon. The icon usually is found on the task bar or on the start menu shown in the picture on the left.



- 2) Once **Google Chrome** is up and running, click on this icon  found in the top right corner and then select **"History"** from the drop down menu. Alternatively you can use a shortcut by pressing **"Ctrl and H"** on your keyboard at the same time. This function will inform you of the previous browsing history logged on your computer. It will include websites visited, dates and times visited.